

# DEEO NT

## DEEO NT SOLUTION

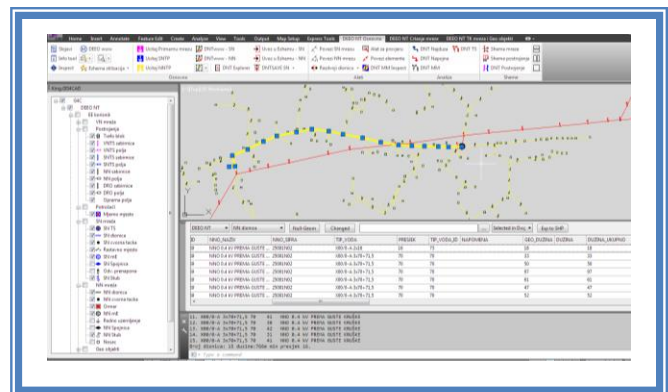
### Management of Power Distribution Network Data

Knowing your own infrastructure is crucial for successful electric power distribution business. DEEO NT has been dedicated developed for the management of spatial and energy/technical data on the power distribution system. DEEO NT is the result of many years of experience in the development of complex IT system for infrastructure management, as well as excellent knowledge of the problems of power distribution work.

### DEEO NT User Applications

DEEONT4CAD is an application for recording and managing data on the power network. Generating a single line diagrams of network and facilities and simulation of switching states, are only part of the functionality provided by this desktop application.

DEEO NT UNIFIED TECHNICAL DATA AND SPATIAL DATA MODEL OF COMPLETE POWER DISTRIBUTION SYSTEM.



### DEEO NT Power Distribution System Model

DEEO NT data model has all the elements necessary for a complete description of the electric power HV, MV and LV network with all the objects and facilities. The data model contains over 150 objects and over 100 codebooks. DEEO NT data model brings together the technical and spatial data on the electric power network and enables integral use and management of the data.

DEEONT4CAD enables editing of spatial and technical data, easy way to import data recorded on the ground and also a direct connection with DEEO NT web application at the object level.

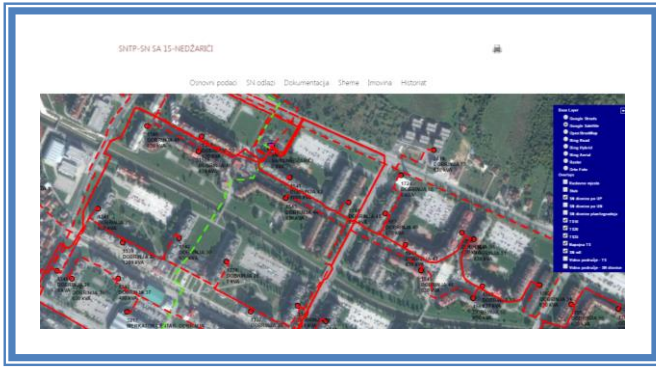
DEEO NT WEB offers to users via the Internet browser a survey of power distribution system, showing the distance from the power source, single line diagrams ...

### DEEO NT USERS

DEEO NT is designed for wide range of users in the electric power distribution companies, because it allows:

- simple GIS / CAD tools for rapid progress in the process of data collection,
- configurability of user rights and control mechanisms for data reliability,
- desktop with functions of simulating switching states and network analysis on MV and LV voltage level,
- spatial browser, single line diagrams, paths of power available using only internet browser.

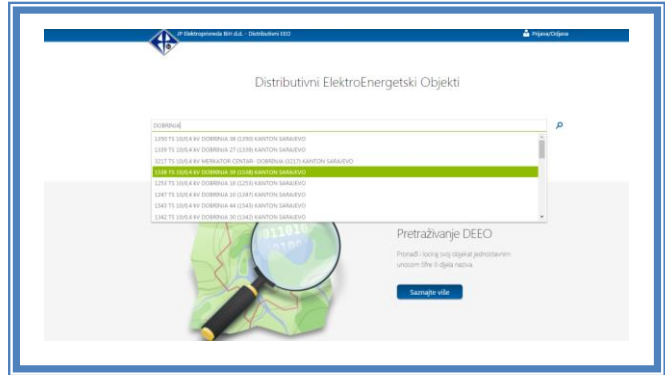
DEEO NT WEB provides advanced search engine for



quick access to desired object.

ALL THE POWER DISTRIBUTORS NEED IN THEIR DAILY WORK: THE SPATIAL REPRESENTATION, TECHNICAL DATA, SINGLE LINE DIAGRAMS, PATHS OF POWER, ANALYSIS OF SWITCHING STATES.

DEEO NT WEB is portal with a wide range of tools from the possibility of implementation of the reporting system, the system for customer support, display data from other processes on the power object site.



### DEEO NT in Power Distribution

DEEO NT is a fundamental system for almost all the work processes of the distribution business of planning and implementation of investments, the realization of new connections, network management, maintenance and reporting to regulatory agencies.

## DEEO NT IN USE

### Implementation of DEEO NT system in JP EPBiH

DEEO accomplished integration of two existing, separated systems, Technical Database and GIS database into one integrated database. DEEO has brought uniformed data model and same way of data management for 5 electric distribution and 44 local offices of JP EPBiH. It offers support in the daily work of more than 500 users.

In the work processes of energy and investment (and issuance of preliminary and energy consent and approval of the route, working on project tasks and design) DEEO NT has become an indispensable source of data and every day brings benefits in the form of reduced costs and technical losses and enhance user satisfaction.

Maintenance, detecting the location of the reported fault, planning major maintenance is now unthinkable without DEEO NT. The installer gets sketch or scheme on the click and does not go on the field without it. Network management, incorrect manipulation because of not knowing the network, it no longer exists. And from development services, customer relations, accounting, they are no longer asking for informations, they just open browser, type deeo ...

**BENEFITS OF DEEO NT**

- Complete model of the electric power HV, MV and LV networks.
- Easy access to reliable technical and spatial data in real time.
- Up to date single line diagrams of network and facilities with click on the desktop and the web
- Multi spatial / energy topology with all its advantages in the analysis of the network.
- Integration with other IT systems.